

1. Name of Listed Entity : Spice Mobility Limited

2. Scrip Code/ Name of Scrip/ Class of Security: 517214;SPICEMOBI;EQUITY

3. Share Holding Pattern Filed under: Reg 31(1)(a)/Reg 31(b)/ Reg 31(1)(c)

a. If under 31(1)(b) then indicate the report for quarter ending - 31st March, 2016

b. If under 31(1)(c) then indicate date of allotment/ extinguishment - NA

4. Declaration The listed entity is required to submit the following declaration to the extent of submission of information:-

	Particulars	YES	NO
1	Whether the listed entity has issued any partly paid up shares ?		No
2	Whether the listed entity has issued any convertible securities or warrants ?		No
3	Whether the listed entity has issued any shares against which depository receipts are issued?		No
4	Whether the listed entity has any shares in locked - in?		No
5	Whether any shares held by promoters are pledge or otherwise encumbered?		No

Table I - Summary Statement holding of specified securities

Category	Category of Shareholder	Nos. of Shareholders	No. of fully paid up equity shares held	No. of Partly paid up equity shares held	No. of shares underlying Depository Receipts	Total Nos. sharers held	Shareholding as a % of total no. of shares (calculated as per SCRR, 1957)	Number of Voting Rights held in each class of securities			No. of Shares Underlying Outstanding convertible securities (including Warrants)	Shareholding as a % assuming full conversion of convertible securities (as a % of diluted share capital)	Number of Locked in shares		Number of Shares pledged or otherwise encumbered		Number of equity shares held in dematerialized form	
								Class X	Class Y	Total			No. (a)	As a % of total Shares held (b)	No. (a)	As a % of total Shares held (b)		
(I)	(II)	(III)	(IV)	(V)	(VI)	(VII) = (IV)+ (V)+ (VI)	(VIII)	(IX)			(X)	(XI) = (VII) + (X)	(XII)		(XIII)		(XIV)	
							As a % of (A+B+C2)	No. of Voting Rights			Total as a % of (A+B+C)	As a % of (A+B+C2)						
(A)	Promoter & Promoter Group	1	169447570	0	0	169447570	74.36%	169447570	0	169447570	74.36%	0	74.36%	0	0	0	0	169447570
(B)	Public	24224	58416412	0	0	58416412	25.64%	58416412	0	58416412	25.64%	0	25.64%	0	0	0	0	55499127
(C)	Non Promoter - Non Public	0	0	0	0	0	0	0	0	0	0	0	0	0	0	0	0	0
(C1)	Shares underlying DRs	0	0	0	0	0	NA	0	0	0	0	0	0	0	0	0	0	0
(C2)	Shares held by Employees Trusts	0	0	0	0	0	0	0	0	0	0	0	0	0	0	0	0	0
	<b>Total</b>	<b>24225</b>	<b>227863982</b>	<b>0</b>	<b>0</b>	<b>227863982</b>	<b>100.00%</b>	<b>227863982</b>	<b>0</b>	<b>227863982</b>	<b>100.00%</b>	<b>0</b>	<b>100.00%</b>	<b>0</b>	<b>0</b>	<b>0</b>	<b>0</b>	<b>224946697</b>




Table II - Statement showing shareholding pattern of the Promoter and Promoter Group

Category & Name of the Shareholders	PAN	No. of Shareholder	No. of fully paid-up equity shares held	Partly paid-up equity shares held	Nos. of shares underlying Depository Receipts	Total Nos. shareholders held	Shareholding % calculated as per SCRR,1957	Number of Voting Rights Held in each class of securities			No. of Shares Underlying Outstanding convertible securities (including Warrants)	Shareholding as a % assuming full conversion of convertible securities (as a % of diluted share capital)	Number of Locked in shares		Number of Shares pledged or other wise encumbered		Number of equity shares held in dematerialized form	
								(VII)	(VIII)	(IX)			(X)	(XI) = (VII) + (X)	(XII)	(XIII)		(XIV)
(I)	(II)	(III)	(IV)	(V)	(VI)	(VII) = (IV)+(V)+ (VI)	(VIII)	(IX)			(X)	(XI) = (VII) + (X)	(XII)	(XIII)	(XIV)			
							As a % of (A+B+C2)	No. of Voting Rights			Total as a % of Total Voting rights	As a % of (A+B+C2)	No. (a)	As a % of total Shares held (b)	No. (a)	As a % of total shares held (b)		
								Class X	Class Y	Total								
<b>(1) Indian</b>																		
(a) Individuals/(HUF)		0	0	0	0	0	0	0	0	0	0	0	0	0	0	0	0	
(b) Central Government / State Government(s)		0	0	0	0	0	0	0	0	0	0	0	0	0	0	0	0	
(c) Financial Institutions / Banks		0	0	0	0	0	0	0	0	0	0	0	0	0	0	0	0	
(d) Any Other ( specify) Bodies Corporate		1	169447570	0	0	169447570	74.36%	169447570	0	169447570	74.36%	0	74.36%	0	0	0	169447570	
Spice Connect Private Limited	AAQCS8336N		169447570	0	0	169447570	74.36%	169447570	0	169447570	74.36%	0	74.36%	0	0	0	169447570	
Sub - Total (A)(1)		1	169447570	0	0	169447570	74.36%	169447570	0	169447570	74.36%	0	74.36%	0	0	0	169447570	
<b>(2) Foreign</b>																		
(a) Individuals (NRI)/ Foreign Individuals		0	0	0	0	0	0	0	0	0	0	0	0	0	0	0	0	
(b) Government		0	0	0	0	0	0	0	0	0	0	0	0	0	0	0	0	
(c) Institutions		0	0	0	0	0	0	0	0	0	0	0	0	0	0	0	0	
(d) Foreign Portfolio Investor		0	0	0	0	0	0	0	0	0	0	0	0	0	0	0	0	
(e) Any other ( specify)		0	0	0	0	0	0	0	0	0	0	0	0	0	0	0	0	
Sub - Total (A)(2)		0	0	0	0	0	0	0	0	0	0	0	0	0	0	0	0	
<b>Total shareholding of Promoter and Promoter Group (A) = (A)(1) + (A)(2)</b>		<b>1</b>	<b>169447570</b>	<b>0</b>	<b>0</b>	<b>169447570</b>	<b>74.36%</b>	<b>169447570</b>	<b>0</b>	<b>169447570</b>	<b>74.36%</b>	<b>0</b>	<b>74.36%</b>	<b>0</b>	<b>0</b>	<b>0</b>	<b>169447570</b>	




Table III - Statement showing shareholding pattern of the Public shareholder

Category & Name of the Shareholders	PAN	Nos. of shareholder	No. of fully paid up equity shares held	Partly paid - up equity shares held	Nos. of shares underlying Depository Receipts	Total nos. shares held	Shareholding % calculate as per SCRR, 1957	Number of Voting Rights held in each class of securities			No. of Shares Underlying Outstanding convertible securities (including Warrants)	Total shareholding as a % assuming full conversion of convertible securities (as a % of diluted share capital)	Number of Locked in shares		Number of Shares pledged or otherwise encumbered		Number of equity shares held in dematerialized form	
								(VII) = (IV)+ (V)+ (VI)	(VIII)	(IX)			(X)	(XI)	(XII)	(XIII)		(XIV)
							As a % of (A+B+C2)	No. of Voting Rights			Total as a % of Total Voting rights	No. (a)	As a % of total Shares held (b)	No. (NA) (a)	As a % of total shares held (NA)(b)			
								Class X	Class Y	Total								
<b>1 Institution</b>																		
(a) Mutual Funds		1	10000	0	0	10000	0.00%	10000	0	10000	0.00%	0	0	0	0	0	NA	10000
(b) Venture Capital Funds		0	0	0	0	0	0.00%	0	0	0	0.00%	0	0	0	0	0	NA	0
(c) Alternate Investment Funds		0	0	0	0	0	0.00%	0	0	0	0.00%	0	0	0	0	0	NA	0
(d) Foreign Ventures Capital Investors		0	0	0	0	0	0.00%	0	0	0	0.00%	0	0	0	0	0	NA	0
(e) Foreign Portfolio Investors		0	0	0	0	0	0.00%	0	0	0	0.00%	0	0	0	0	0	NA	0
(f) Financial Institutions/ Banks		2	545	0	0	545	0.00%	545	0	545	0.00%	0	0	0	0	0	NA	0
(g) Insurance Companies		0	0	0	0	0	0.00%	0	0	0	0.00%	0	0	0	0	0	NA	0
(h) Provident Funds/ Pension Funds		0	0	0	0	0	0.00%	0	0	0	0.00%	0	0	0	0	0	NA	0
(i) Any Other ( Specify)																		
Foreign Institutional Investors		0	0	0	0	0	0.00%	0	0	0	0.00%	0	0	0	0	0	NA	0
<b>Sub - Total (B)(1)</b>		<b>3</b>	<b>10545</b>	<b>0</b>	<b>0</b>	<b>10545</b>	<b>0.00%</b>	<b>10545</b>	<b>0</b>	<b>10545</b>	<b>0.00%</b>	<b>0</b>	<b>0</b>	<b>0</b>	<b>0</b>	<b>0</b>	<b>NA</b>	<b>10000</b>
<b>2 Central Government/ State Government (s) / President of India</b>		<b>0</b>	<b>0</b>	<b>0</b>	<b>0</b>	<b>0</b>	<b>0.00%</b>	<b>0</b>	<b>0</b>	<b>0</b>	<b>0.00%</b>	<b>0</b>	<b>0</b>	<b>0</b>	<b>0</b>	<b>0</b>	<b>NA</b>	<b>0</b>
<b>Sub Total (B)(2)</b>		<b>0</b>	<b>0</b>	<b>0</b>	<b>0</b>	<b>0</b>	<b>0.00%</b>	<b>0</b>	<b>0</b>	<b>0</b>	<b>0.00%</b>	<b>0</b>	<b>0</b>	<b>0</b>	<b>0</b>	<b>0</b>	<b>NA</b>	<b>0</b>



3	<b>Non - Institutions</b>																		
(a)	Individuals -																		
i	Individual shareholders holding nominal share capital up to Rs. 2 lakhs.	23771	5752578	0	0	5752578	2.52%	5752578	0	5752578	2.52%	0	2.52%	0	0	0	0	NA	3884553
ii	Individual shareholders holding nominal share capital excess of Rs. 2 lakhs.	7	1781900	0	0	1781900	0.78%	1781900	0	1781900	0.78%	0	0.78%	0	0	0	0	NA	781900
(b)	NBFCs registered with RBI	1	600	0	0	600	0.00%	600	0	600	0.00%	0	0.00%	0	0	0	0	NA	600
(c)	Employee Trusts	0	0	0	0	0	0	0	0	0	0	0	0	0	0	0	0	NA	0
(d)	Overseas Depositories (holding DRs)(Balancing Figure)	0	0	0	0	0	0	0	0	0	0	0	0	0	0	0	0	NA	0
(e)	Any Other ( Specify)	442	50870789	0	0	50870789	22.33%	50870789	0	50870789	22.33%	0	22.33%	0	0	0	0	NA	50822074
	Bodies Corporate	284	3371488	0	0	3371488	1.48%	3371488	0	3371488	1.48%	0	1.48%	0	0	0	0	NA	3323903
	Non - resident Indian/ OCB	92	116048	0	0	116048	0.05%	116048	0	116048	0.05%	0	0.05%	0	0	0	0	NA	114918
	Clearing Member	64	180286	0	0	180286	0.08%	180286	0	180286	0.08%	0	0.08%	0	0	0	0	NA	180286
	Trust	2	47202967	0	0	47202967	20.72%	47202967	0	47202967	20.72%	0	20.72%	0	0	0	0	NA	47202967
	Radha Krishna Pandey - Independent Non Promoter Trust	AAATI8246C	35301215	0	0	35301215	15.49%	35301215	0	35301215	15.49%	0	15.49%	0	0	0	0	NA	35301215
	Radha Krishna Pandey - Independent Non Promoter ( Spice Employee Benefit) Trust	AAATI8247D	11901752	0	0	11901752	5.22%	11901752	0	11901752	5.22%	0	5.22%	0	0	0	0	NA	11901752
	Sub - Total (B)(3)	24221	58405867	0	0	58405867	25.63%	58405867	0	58405867	25.63%	0	25.63%	0	0	0	0	NA	55489127
	<b>Total Public Shareholding(B)= (B)(1)+(B)(2)+(B)(3)</b>	<b>24224</b>	<b>58416412</b>	<b>0</b>	<b>0</b>	<b>58416412</b>	<b>25.64%</b>	<b>58416412</b>	<b>0</b>	<b>58416412</b>	<b>25.64%</b>	<b>0</b>	<b>25.64%</b>	<b>0</b>	<b>0</b>	<b>0</b>	<b>0</b>	<b>NA</b>	<b>55499127</b>




Table IV - Statement showing shareholding pattern of the Non Promoter - Non Public Shareholders

Category & Name of the Shareholders	PAN	No. of Shareholder	No. of fully paid up equity shares held	Partly paid - up equity shares held	Nos. of shares underlying Depository Receipts	Total no. shares held	Shareholding % calculated as per SCRR, 1957	Number of Voting Rights held in each class of securities			No. of Shares Underlying Outstanding convertible securities (including Warrants)	Total shareholding as a % assuming full conversion of convertible securities (as a % of diluted share capital)	Number of Locked in shares		Number of shares pledged or other wise encumbered	Number of equity shares held in dematerialized form	
								(I)	(II)	(III)			(XII)	(XIII)			
(I)	(II)	(III)	(IV)	(V)	(VI)	(VII) = (IV)+(V)+(VI)	(VIII)	(IX)			(X)	(XI)	(XII)	(XIII)	(XIV)		
							As a % of (A+B+C2)	No. of Voting Rights			Total as a % of Total Voting rights		No.	As a % of total Shares held	No. (NA)	As a % of total share held (NA)	(NA)
								Class X	Class Y	Total							
<b>1</b>	<b>Cutodian/DR Holder</b>																
(a)	Name of DR Holder (if available)																
		0	0	0	0	0	0	0	0	0	0	0	0	0	0	0	0
<b>2</b>	<b>Employee Benefit Trust (under SEBI (Share based Employee Benefit) Regulations, 2014)</b>																
		0	0	0	0	0	0	0	0	0	0	0	0	0	0	0	0
	<b>Total Non Promoter - Non Public Shareholding ( C) = ( C)(1)+( C)( 2)</b>																
		0	0	0	0	0	0	0	0	0	0	0	0	0	0	0	0

