

1. Name of Listed Entity : Spice Mobility Limited
2. Scrip Code/ Name of Scrip/ Class of Security: 517214;SPICEMOBI;EQUITY
3. Share Holding Pattern Filed under: Reg 31(1)(a)/Reg 31(b)/ Reg 31(1)(c)
 - a. If under 31(1)(b) then indicate the report for quarter ending - 31st December, 2015
 - b. If under 31(1)(c) then indicate date of allotment/ extinguishment - NA
4. Declaration The listed entity is required to submit the following declaration to the extent of submission of information:-

	Particulars	YES	NO
1	Whether the listed entity has issued any partly paid up shares ?		No
2	Whether the listed entity has issued any convertible securities or warrants ?		No
3	Whether the listed entity has issued any shares against which depository receipts are issued ?		No
4	Whether the listed entity has any shares in locked - in?		No
5	Whether any shares held by promoters are pledge or otherwise encumbered?		No

Table I - Summary Statement holding of specified securities

Category	Category of Shareholder	Nos. of Shareholders	No. of fully paid up equity shares held	No. of Partly paid - up equity shares held	No. of shares underlying Depository Receipts	Total Nos. shares held	Shareholding as a % of total no. of shares (calculated as per SCRR, 1957)	Number of Voting Rights held in each class of securities			No. of Shares Underlying Outstanding convertible securities (including Warrants)	Shareholding as a % assuming full conversion of convertible securities (as a % of diluted share capital)	Number of Locked in shares		Number of Shares pledged or otherwise encumbered		Number of equity shares held in dematerialized form	
								Class X	Class Y	Total			No. (a)	As a % of total Shares held (b)	No. (a)	As a % of total Shares held (b)		
(I)	(II)	(III)	(IV)	(V)	(VI)	(VII) = (IV) + (V) + (VI)	(VIII)	(IX)			(X)	(XI) = (VII) + (X)	(XII)		(XIII)		(XIV)	
							As a % of (A+B+C2)	No. of Voting Rights			Total as a % of (A+B+C)	As a % of (A+B+C2)	No. (a)	As a % of total Shares held (b)	No. (a)	As a % of total Shares held (b)		
(A)	Promoter & Promoter Group	1	169447570	0	0	169447570	74.36%	169447570	0	169447570	74.36%	0	74.36%	0	0	0	0	169447570
(B)	Public	23678	58416412	0	0	58416412	25.64%	58416412	0	58416412	25.64%	0	25.64%	0	0	0	NA	55494347
(C)	Non Promoter - Non Public	0	0	0	0	0	0	0	0	0	0	0	0	0	0	0	NA	0
(C1)	Shares underlying DRs	0	0	0	0	0	NA	0	0	0	0	0	0	0	0	0	NA	0
(C2)	Shares held by Employees Trusts	0	0	0	0	0	0	0	0	0	0	0	0	0	0	0	NA	0
	Total	23679	227863982	0	0	227863982	100.00%	227863982	0	227863982	100.00%	0	100.00%	0	0	0	0	224941917




Table II - Statement showing shareholding pattern of the Promoter and Promoter Group

Category & Name of the Shareholders	PAN	No. of Shareholder	No. of fully paid - up equity shares held	Partly paid - up equity shares held	Nos. of shares underlying Depository Receipts	Total Nos. sharers held	Shareholding % calculated as per SCRR, 1957	Number of Voting Rights Held in each class of securities			No. of Shares Underlying Outstanding convertible securities (including Warrants)	Shareholding as a % assuming full conversion of convertible securities (as a % of diluted share capital)	Number of Locked in shares		Number of Shares pledged or other wise encumbered	Number of equity shares held in dematerialized form		
								Class X	Class Y	Total			(XII)	(XIII)				
(I)	(II)	(III)	(IV)	(V)	(VI)	(VII) = (IV)+(V)+(VI)	(VIII)	(IX)			(X)	(XI) = (VII) + (X)	(XII)	(XIII)	(XIV)			
							As a % of (A+B+C2)	No. of Voting Rights			Total as a % of Total Voting rights	As a % of (A+B+C2)	No. (a) As a % of total Shares held (b)		No. (a) As a % of total shares held (b)			
								Class X	Class Y	Total			No. (a)	As a % of total Shares held (b)				
(1) Indian																		
(a) Individuals/(HUF)			0	0	0	0	0	0	0	0	0	0	0	0	0	0		
(b) Central Government / State Government(s)			0	0	0	0	0	0	0	0	0	0	0	0	0	0		
(c) Financial Institutions / Banks			0	0	0	0	0	0	0	0	0	0	0	0	0	0		
(d) Any Other (specify) Bodies Corporate			1	169447570	0	0	169447570	74.36%	169447570	0	169447570	74.36%	0	0	0	0	169447570	
Smart Ventures Limited	AAQCS8336N		169447570	0	0	169447570	74.36%	169447570	0	169447570	74.36%	0	74.36%	0	0	0	0	169447570
Sub - Total (A)(1)			1	169447570	0	0	169447570	74.36%	169447570	0	169447570	74.36%	0	0	0	0	0	169447570
(2) Foreign																		
(a) Individuals (NRI)/ Foreign Individuals			0	0	0	0	0	0	0	0	0	0	0	0	0	0	0	0
(b) Government			0	0	0	0	0	0	0	0	0	0	0	0	0	0	0	0
(c) Institutions			0	0	0	0	0	0	0	0	0	0	0	0	0	0	0	0
(d) Foreign Portfolio Investor			0	0	0	0	0	0	0	0	0	0	0	0	0	0	0	0
(e) Any other (specify)			0	0	0	0	0	0	0	0	0	0	0	0	0	0	0	0
Sub - Total (A)(2)			0	0	0	0	0	0	0	0	0	0	0	0	0	0	0	0
Total shareholding of Promoter and Promoter Group (A) = (A)(1) + (A)(2)			1	169447570	0	0	169447570	74.36%	169447570	0	169447570	74.36%	0	0	0	0	0	169447570





Table III - Statement showing shareholding pattern of the Public shareholder

Category & Name of the Shareholders	PAN	Nos. of shareholder	No. of fully paid up equity shares held	Partly paid - up equity shares held	Nos. of shares underlying Depository Receipts	Total nos. shares held	Shareholding % calculate as per SCRR, 1957	Number of Voting Rights held in each class of securities			No. of Shares Underlying Outstanding convertible securities (including Warrants)	Total shareholding as a % assuming full conversion of convertible securities (as a % of diluted share capital)	Number of Locked in shares		Number of Shares pledged or otherwise encumbered		Number of equity shares held in dematerialized form		
								(VII) = (IV)+ (V)+ (VI)	(VIII)	(IX)			(X)	(XI)	(XII)	(XIII)		(XIV)	
(I)	(II)	(III)	(IV)	(V)	(VI)	(VII) = (IV)+ (V)+ (VI)	(VIII)	(IX)	(X)	(XI)	(XII)	(XIII)	(XIV)						
								As a % of (A+B+C2)	No. of Voting Rights			Total as a % of Total Voting rights	No. (a)	As a % of total Shares held (b)	No. (NA) (a)	As a % of total shares held (NA)(b)			
									Class X	Class Y	Total								
1 Institution																			
(a) Mutual Funds			0	0	0	0	0	0	0	0	0	0	0	0	0	0	NA	0	
(b) Venture Capital Funds			0	0	0	0	0	0	0	0	0	0	0	0	0	0	NA	0	
(c) Alternate Investment Funds			0	0	0	0	0	0	0	0	0	0	0	0	0	0	NA	0	
(d) Foreign Ventures Capital Investors			0	0	0	0	0	0	0	0	0	0	0	0	0	0	NA	0	
(e) Foreign Portfolio Investors			0	0	0	0	0	0	0	0	0	0	0	0	0	0	NA	0	
(f) Financial Institutions/ Banks			2	545	0	0	545	0.00%	545	0	545	0.00%	0	0.00%	0	0	0	NA	0
(g) Insurance Companies			0	0	0	0	0	0	0	0	0	0	0	0	0	0	NA	0	
(h) Provident Funds/ Pension Funds			0	0	0	0	0	0	0	0	0	0	0	0	0	0	NA	0	
(i) Any Other (Specify)																			
Foreign Institutional Investors			3	954902	0	0	954902	0.42%	954902	0	954902	0.42%	0	0.42%	0	0	0	NA	954902
Sub - Total (B)(1)			5	955447	0	0	955447	0.42%	955447	0	955447	0.42%	0	0.42%	0	0	0	NA	954902
2 Central Government/ State Government (s) / President of India			0	0	0	0	0	0	0	0	0	0	0	0	0	0	0	NA	0
Sub Total (B)(2)			0	0	0	0	0	0	0	0	0	0	0	0	0	0	0	NA	0



3	Non - Institutions																		
(a)	Individuals -																		
i	Individual shareholders holding nominal share capital up to Rs. 2 lakhs.	23219	5069314	0	0	5069314	2.22%	5069314	0	5069314	2.22%	0	2.22%	0	0	0	0	NA	3196509
ii	Individual shareholders holding nominal share capital excess of Rs. 2 lakhs.	6	1625634	0	0	1625634	0.71%	1625634	0	1625634	0.71%	0	0.71%	0	0	0	0	NA	625634
(b)	NBFCs registered with RBI	1	500	0	0	500	0.00%	500	0	500	0.00%	0	0.00%	0	0	0	0	NA	500
(c)	Employee Trusts	0	0	0	0	0	0	0	0	0	0	0	0	0	0	0	0	NA	0
(d)	Overseas Depositories (holding DRs)(Balancing Figure)	0	0	0	0	0	0	0	0	0	0	0	0	0	0	0	0	NA	0
(e)	Any Other (Specify)	447	50765517	0	0	50765517	22.28%	50765517	0	50765517	22.28%	0	22.28%	0	0	0	0	NA	50716802
	Bodies Corporate	295	3306011	0	0	3306011	1.45%	3306011	0	3306011	1.45%	0	1.45%	0	0	0	0	NA	3258426
	Non - resident Indian/ OCB	76	103596	0	0	103596	0.05%	103596	0	103596	0.05%	0	0.05%	0	0	0	0	NA	102466
	Clearing Member	74	152943	0	0	152943	0.07%	152943	0	152943	0.07%	0	0.07%	0	0	0	0	NA	152943
	Trust	2	47202967	0	0	47202967	20.72%	47202967	0	47202967	20.72%	0	20.72%	0	0	0	0	NA	47202967
	Mahesh Prasad - Independent Non Promoter Trust	AAATI8246C	35301215	0	0	35301215	15.49%	35301215	0	35301215	15.49%	0	15.49%	0	0	0	0	NA	35301215
	Mahesh Prasad - Independent Non Promoter (Spice Employee Benefit) Trust	AAATI8247D	11901752	0	0	11901752	5.22%	11901752	0	11901752	5.22%	0	5.22%	0	0	0	0	NA	11901752
	Sub - Total (B)(3)	23673	57460965	0	0	57460965	25.22%	57460965	0	57460965	25.22%	0	25.22%	0	0	0	0	NA	54539445
	Total Public Shareholder(B)= (B)(1)+(B)(2)+(B)(3)	23678	58416412	0	0	58416412	25.64%	58416412	0	58416412	25.64%	0	25.64%	0	0	0	0	NA	55494347




Table IV - Statement showing shareholding pattern of the Non Promoter - Non Public Shareholders

Category & Name of the Shareholders	PAN	No. of Shareholder	No. of fully paid up equity shares held	Partly paid - up equity shares held	Nos. of shares underlying Depository Receipts	Total no. shares held	Shareholding % calculated as per SCRR, 1957	Number of Voting Rights held in each class of securities			No. of Shares Underlying Outstanding convertible securities (including Warrants)	Total shareholding as a % assuming full conversion of convertible securities (as a % of diluted share capital)	Number of Locked in shares		Number of shares pledged or other wise encumbered		Number of equity shares held in dematerialized form		
								Class X	Class Y	Total			No.	As a % of total Shares held	No. (NA)	As a % of total share held (NA)			
(I)	(II)	(III)	(IV)	(V)	(VI)	(VII) = (IV)+(V)+(VI)	(VIII)	(IX)			(X)	(XI)	(XII)		(XIII)	(XIV)			
							As a % of (A+B+C2)	No. of Voting Rights			Total as a % of Total Voting rights			No.	As a % of total Shares held	No. (NA)	As a % of total share held (NA)	(NA)	
1	Custodian/DR Holder																		
(a)	Name of DR Holder (if available)		0	0	0	0	0	0	0	0	0	0	0	0	0	0	0	NA	0
2	Employee Benefit Trust (under SEBI (Share based Employee Benefit) Regulations, 2014)		0	0	0	0	0	0	0	0	0	0	0	0	0	0	0	NA	0
	Total Non Promoter - Non Public Shareholding (C) = (C)(1)+(C)(2)		0	0	0	0	0	0	0	0	0	0	0	0	0	0	0	NA	0

